

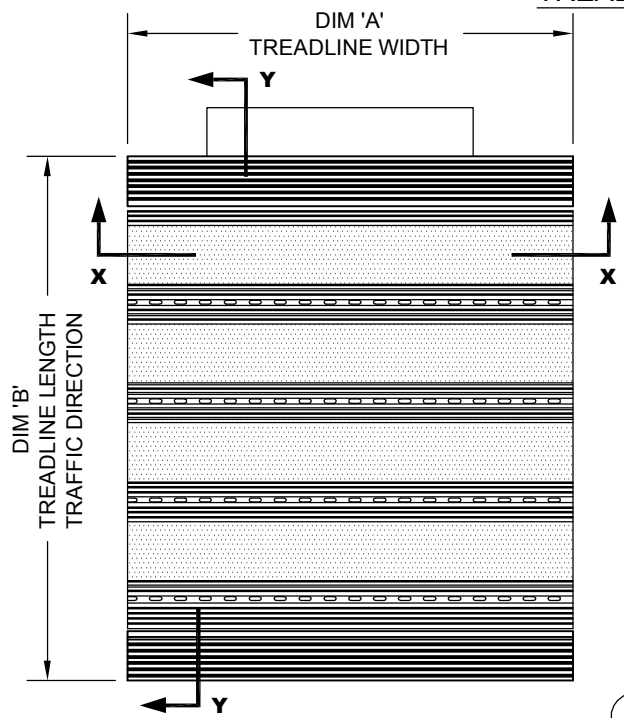
TREADLINE WITH THRESHOLD FRAME

INSERT STYLE: INSERT COLOR: CATALOG NUMBER: T1 PART NUMBER:

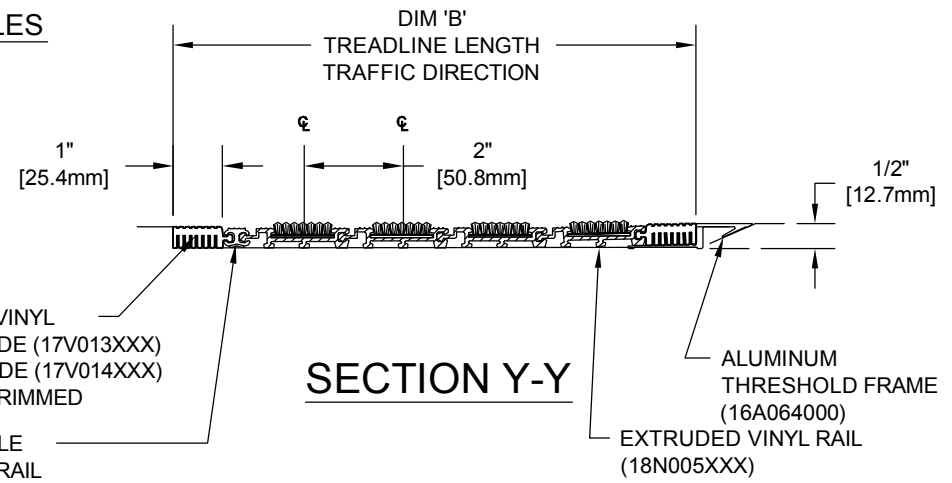
NO.	REVISION	DATE	BY
NO.	F&F RELEASE	DATE	BY



TREADLINE INSERT STYLES



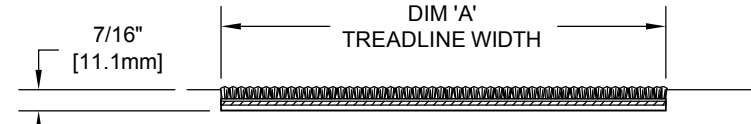
TYPICAL PLAN VIEW



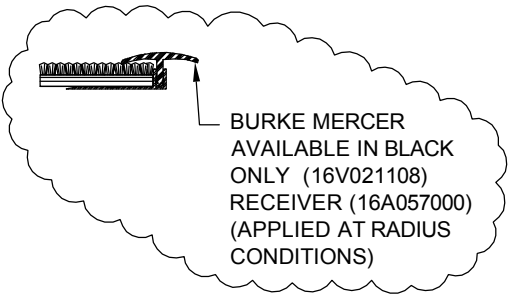
SECTION Y-Y

SQUARE END VINYL
1" (25.4mm) WIDE (17V013XXX)
2" (50.8mm) WIDE (17V014XXX)
TO BE FIELD TRIMMED

DOUBLE FEMALE
CONNECTING RAIL
(18N007XXX)



SECTION X-X



BURKE MERCER
AVAILABLE IN BLACK
ONLY (16V021108)
RECEIVER (16A057000)
(APPLIED AT RADIUS
CONDITIONS)

- NOTES:
- *ALL SURFACES IN CONTACT WITH MASONRY ARE TO RECEIVE A COAT OF ZINC CHROMATE PRIMER
 - *PLEASE VERIFY TRAFFIC DIRECTION
 - *TREADLINE SHALL BE ABLE TO SUPPORT A 300 LB. ROLLING LOAD. LARGER LOADING MAY BE ACCOMODATED. CONTACT C/S SALES WITH SPECIFIC LOADING REQUIREMENTS.
 - *MAX. SINGLE GRID SIZE NOT TO EXCEED 12'-0" (3.66M) IN WIDTH (DIM "A")
 - *DUE TO 2" [50.8mm] MODULE OF TREADLINE, INSIDE OF FRAME DIMENSION SHOULD BE CHANGED ONLY IN INCREMENTS OF 2" [50.8mm] TO AVOID THE USE OF EXTRUDED END VINYL.
 - *ADDITIONAL SPECIFICATIONS ARE CONTAINED IN THE LATEST C/S CATALOG OR AT C-SGROUP.COM AND ARE CONSIDERED PART OF THIS TRANSMITTAL.



PLEASE VERIFY ALL	QTY	MARK #	LOCATION	MODEL	DIM 'A' WIDTH	DIM 'B' LENGTH	MAT COLOR	FRAME LENGTH/FINISH	REMARKS
							BLACK OR BROWN		
							BLACK OR BROWN		
							BLACK OR BROWN		
							BLACK OR BROWN		

PROJECT:		
LOCATION:		
CONTRACTOR:		
AGENT:		SHT:
DRG. BY:	DATE:	JOB NO.: