

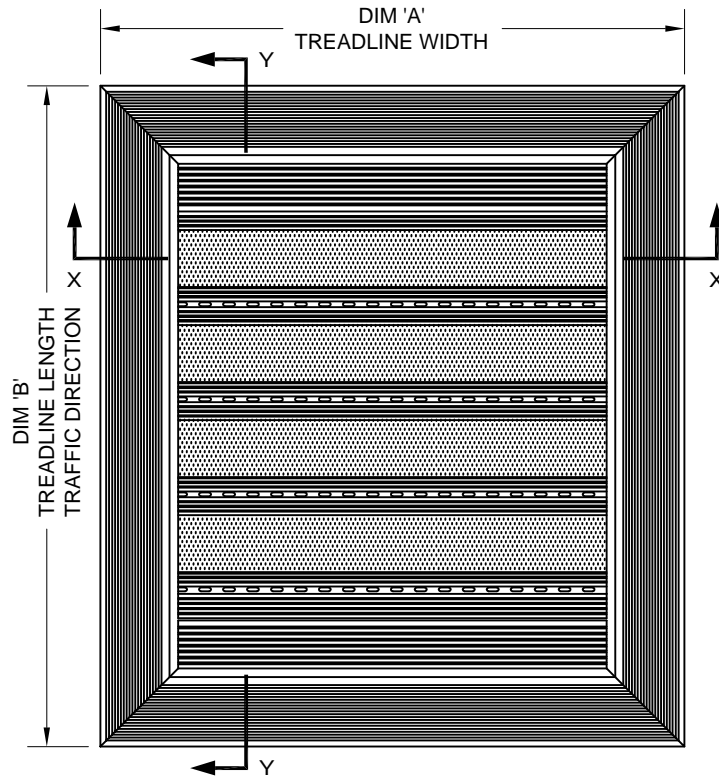
TREADLINE WITH TAPERED ALUMINUM FRAME

INSERT STYLE:      INSERT COLOR:      CATALOG NUMBER: T1      PART NUMBER:

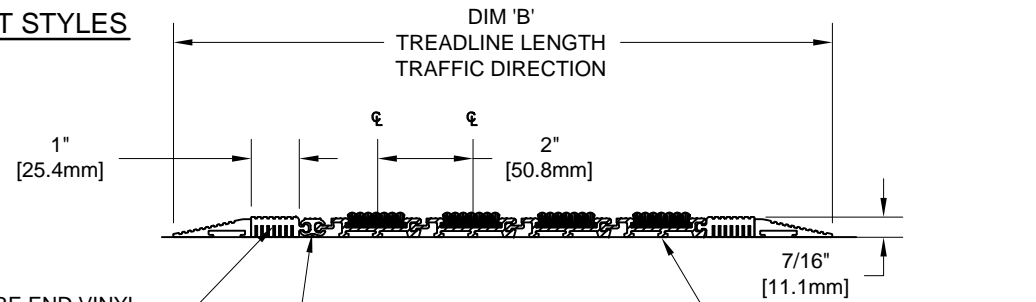
NO.	REVISION	DATE	BY
NO.	F&F RELEASE	DATE	BY

EXTERIOR CARPET T1EC 19C005XXX	HEAVY-DUTY CARPET T1HC 19C010XXX	CARPET T1CP 19C008XXX	VINYL-ABRASIVE T1VA 19N001XXX

TREADLINE INSERT STYLES



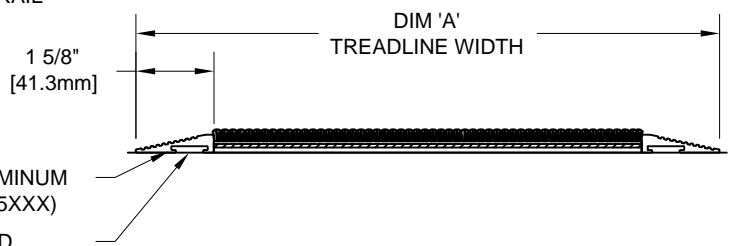
TYPICAL PLAN VIEW



SECTION Y-Y

SQUARE END VINYL  
1" (25.4mm) WIDE (17V013XXX)  
2" (50.8mm) WIDE (17V014XXX)  
TO BE FIELD TRIMMED

DOUBLE FEMALE  
CONNECTING RAIL  
(18N007XXX)



SECTION X-X

TAPERED ALUMINUM  
FRAME (17A005XXX)

DOUBLE FACED  
TAPE (90M003002)

NOTES:

\*ALL SURFACES IN CONTACT WITH MASONRY ARE TO RECEIVE A COAT OF ZINC CHROMATE PRIMER

\*MAX. SINGLE GRID SIZE NOT TO EXCEED 12'-0" (3.66M) IN WIDTH (DIM "A")

\*ADDITIONAL SPECIFICATIONS ARE CONTAINED IN THE LATEST C/S CATALOG OR AT C-SGROUP.COM AND ARE CONSIDERED PART OF THIS TRANSMITTAL.

\*PLEASE VERIFY TRAFFIC DIRECTION

\*DUE TO 2" [50.8mm] MODULE OF TREADLINE, INSIDE OF FRAME DIMENSION SHOULD BE CHANGED ONLY IN INCREMENTS OF 2" [50.8mm] TO AVOID THE USE OF EXTRUDED END VINYL.

\*TREADLINE SHALL BE ABLE TO SUPPORT A 300 LB. ROLLING LOAD. LARGER LOADING MAY BE ACCOMMODATED. CONTACT C/S SALES WITH SPECIFIC LOADING REQUIREMENTS.

Construction Specialties, Inc.



PLEASE VERIFY ALL	QTY	MARK #	LOCATION	MODEL	DIM 'A' WIDTH	DIM 'B' TRAFFIC DIR	FINISH	NOTES

PROJECT:		
LOCATION:		
CONTRACTOR:		
AGENT:		SHT:
DRG. BY:	DATE:	JOB NO.: