

HELIX MODEL Z2 WITH TAPERED ANGLE FRAME

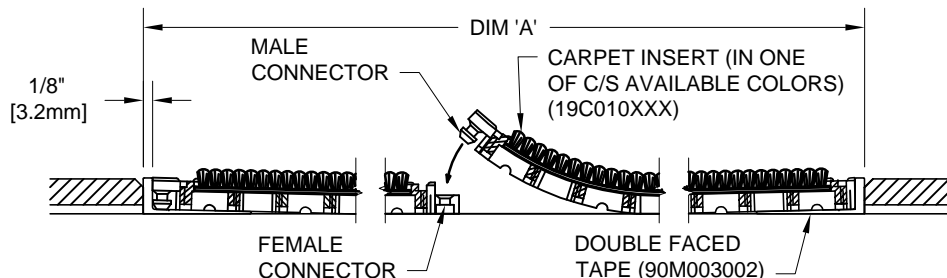
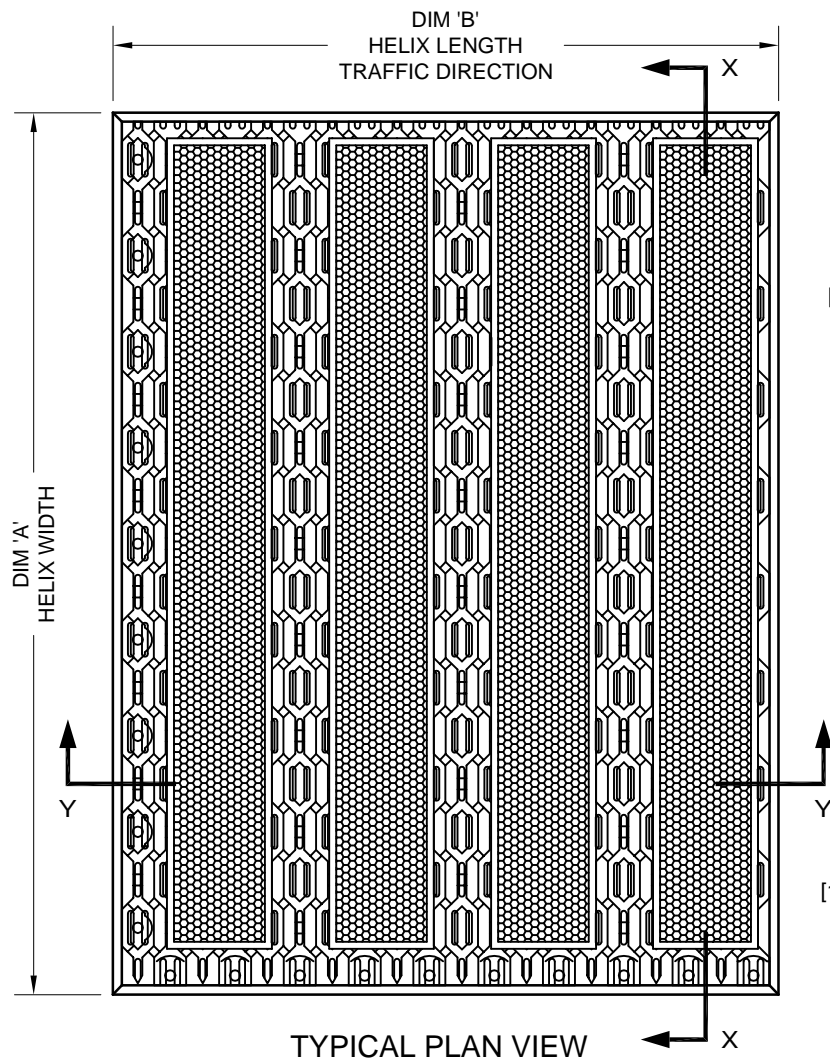
INSERT STYLE: Z2

INSERT COLOR:

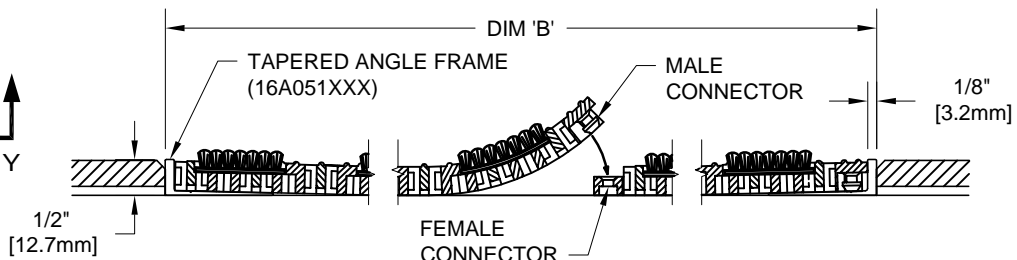
CATALOG NUMBER: HZ2

PART NUMBER: 181004XXX

NO.	REVISION	DATE	BY
NO.	F&F RELEASE	DATE	BY



SECTION X-X



SECTION Y-Y

NOTES:

*SUPPLIED IN 3' X 3' OR 4' X 3' MODULES TO SPEED FIELD ASSEMBLY. OPTIONAL SINGLE TILE BOXES (60 TILES) ARE AVAILABLE.

*ADDITIONAL SPECIFICATIONS ARE CONTAINED IN THE LATEST C/S CATALOG OR AT C-SGROUP.COM AND ARE CONSIDERED PART OF THIS TRANSMITTAL.

*HELIX Z2 IS ABLE TO SUPPORT A 600 LB ROLLING LOAD.

Construction Specialties, Inc.



PLEASE VERIFY ALL	QTY	MARK #	LOCATION	MODEL	DIM 'A' WIDTH	DIM 'B' TRAFFIC DIR	MAT COLOR	FRAME FINISH
							BLACK, GRAY OR BROWN	
							BLACK, GRAY OR BROWN	
							BLACK, GRAY OR BROWN	
							BLACK, GRAY OR BROWN	

PROJECT:		
LOCATION:		
CONTRACTOR:		
AGENT:		SHT:
DRG. BY:	DATE:	JOB NO.: