

1 1/8" GRIDLINE WITH LEVEL BASE FRAME AND SURFACE LOCK DOWNS


INSERT STYLE: N/A

INSERT COLOR: N/A

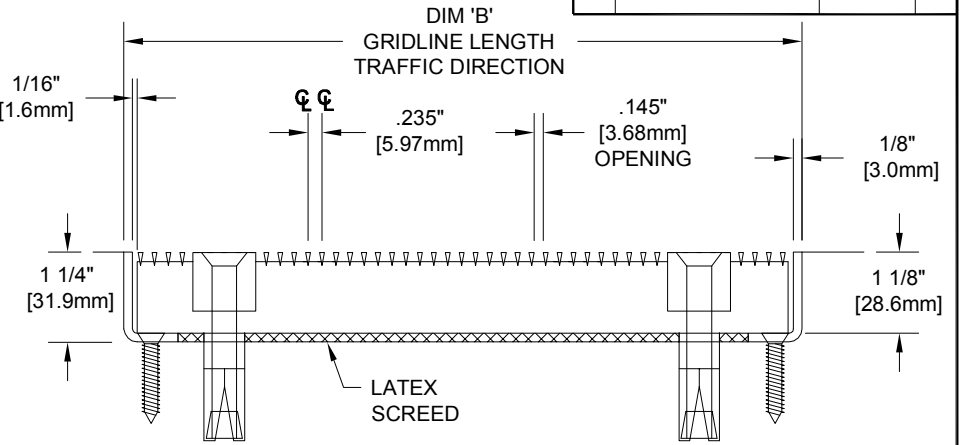
CATALOG NUMBER: G6

PART NUMBER:

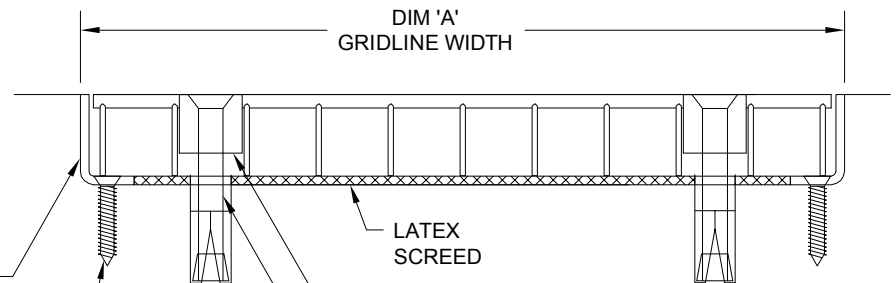
NO.	REVISION	DATE	BY
NO.	F&F RELEASE	DATE	BY



TYPICAL PLAN VIEW



SECTION Y-Y



SECTION X-X

LEVEL BASE FRAME
1 1/4" X 3/4" X 1/8"
STAINLESS STEEL ANGLE
(16S001000)

MASONRY LAG FASTENER
(90H066004)
24" (609.6mm) O.C.

Ø5/16-18 UNC X 2 1/2" LONG
S/S PHILLIPS FLAT HEAD
MACHINE SCREW
(90H538002)

Ø5/16" EXPANSION SHIELD
(90H090004)

NOTES:

*MAX. SINGLE GRID SIZE NOT TO EXCEED 8'-0" [2.438M] IN WIDTH (DIM 'A') OR 4'-0" [1.22M] IN LENGTH (DIM 'B')

*GRIDS SHALL BE ABLE TO SUPPORT A 500LB ROLLING LOAD.

* SURFACE WIRE SPACING PROVIDES A 57.7% EFFECTIVE OPEN AREA FOR DIRT AND MOISTURE REMOVAL.

*ALL SURFACE WIRES AND SUPPORT BARS ARE ELECTRONICALLY RESISTANCE WELDED TO ENSURE CORRECT WEIGHT BEARING PROPERTIES.

**ADDITIONAL SPECIFICATIONS ARE CONTAINED IN THE LATEST C/S CATALOG OR AT C-SGROUP.COM AND ARE CONSIDERED PART OF THIS TRANSMITTAL.

SECTION X-X

CS Construction Specialties™
 6886 Route 405 Highway, Muncy PA 17758
 (800) 233-6493 · Fax: (570) 546-4892 · www.c-sgroup.com

PLEASE VERIFY ALL	QTY	MARK #	LOCATION	MODEL	DIM 'A' WIDTH	DIM 'B' LENGTH	FRAME FINISH	REMARKS

PROJECT:		
LOCATION:		
CONTRACTOR:		
AGENT:		SHT:
DRG. BY:	DATE:	JOB NO.: